

Thermocouple Thermometers

TK 61 – TK 62



KEY POINTS

- Adjustable alarms
- Adjustable backlight
- Hold-min-max functions
- Selection of units

TECHNICAL FEATURES

Measuring elements	K, J, T or S thermocouple
Channels number	TK61: 1 channel TK62: 2 channels
Display	4 lines, LCD technology. Dimensions: 50 x 36 mm. 2 lines of 5 digits with 7 segments (value) 2 lines of 5 digits with 16 segments (unit)
Housing	ABS, IP54 protection
Keypad	5 keys
Connector engineering	Compensated miniature female connectors
European directives	2014/30/EU EMC; 2014/35/EU Low Voltage; 2011/65/EU RoHS II; 2012/19/EU WEEE
Power supply	4 batteries AAA LR03 1.5 V
Battery life	180 hours
Ambience	Neutral Gas
Conditions of use (°C, %RH, m)	From 0 to +50°C. In non condensing conditions. From 0 to 2000 m.
Storage temperature	From -20 to +80°C
Auto shut-off	Adjustable from 0 to 120 min
Weight	210 g



SPECIFICATIONS

Models	Measuring units	Measuring range	Accuracy*	Resolution
Thermocouple probes (see related data sheet)				
K Thermocouple	°C, °F	From -200 to +1300°C	±1.1°C or ±0.4% of reading value**	0.1°C
J Thermocouple	°C, °F	From -100 to +750°C	±0.8°C or ±0.4% of reading value**	0.1°C
T Thermocouple	°C, °F	From -200 to +400°C	±0.5°C or ±0.4% of reading value**	0.1°C
S Thermocouple	°C, °F	From 0 to 1760°C	±1°C or ±0.4% of reading value**	0.1°C

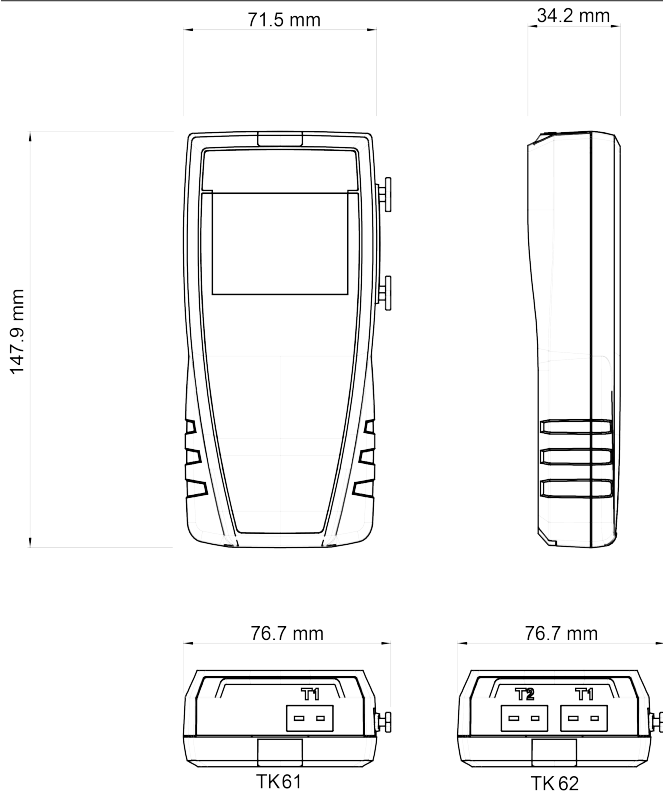
* All accuracies indicated in this document were stated in laboratory conditions and can be guaranteed for measurements carried out with required compensation.

** The accuracy is expressed either by a deviation in °C, or by a percentage of the value concerned. Only the greatest value is considered.

FUNCTIONS

- Selection of temperature units
- Adjustable alarms
- Hold function
- Display of minimum and maximum values
- Configurable auto shut-off
- Backlight
- Delta temperature (TK62)

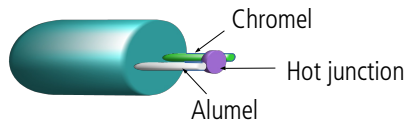
DIMENSIONS



OPERATING PRINCIPLES

According to the Seebeck effect, when two wires composed of different metals are joined at both ends, an electric circuit is formed. This voltage varies according to the measured temperature.

K Thermocouple example



WARRANTY

Instruments have 1-year guarantee for any manufacturing defect (return to our After-Sales Service required for appraisal).


PRECAUTIONS FOR USE

Please always use the device in accordance with its intended use and within parameters described in the technical features in order not to compromise the protection ensured by the device.

SUPPLIED WITH

Instruments are supplied with adjustment certificate.

ACCESSORIES

- **CQ 15:** Magnetic protective housing 
- **RTE: Telescopic extension,** length 1m, with index at 90°
- Thermocouple temperature probes
- Black ball Ø150 mm with stuffing box for temperature probe Ø4.5 mm. Other on request.
- **ST 110:** Transport case
- Calibration certificate

MAINTENANCE

We carry out calibration, adjustment and maintenance of your instruments to guarantee a constant level of quality of your measurements. As part of Quality Assurance Standards, we recommend you to carry out a yearly checking.